



Introductory sub-table (I)(a)			
Name of the Company	NYSSA CORPORATION LIMITED		
Scrip Code	504378		
Name of the scrip	ZRAVINTR		
class of security	EQUITY SHARES		
Quarter ended	31-Mar-14		
Partly paid-up shares			
No. of partly paid-up shares			
Held by promoter/promoter group	Nil	N.A	N.A
Held by public	Nil	N.A	N.A
Total	NIL	N.A	N.A
Outstanding convertible securities			
No. of securities			
Held by promoter/promoter group	Nil	N.A	N.A
Held by public	Nil	N.A	N.A
Total	NIL	N.A	N.A
Warrants			
No. of warrants			
Held by promoter/promoter group	Nil	N.A	N.A
Held by public	Nil	N.A	N.A
Total	NIL	N.A	N.A
Total paid-up capital of the company, assuming full conversion of warrants and convertible securities	3,00,00,000 Fully Paid up Equity Shares of Re. 1/- each		

Rvt




NYSSA CORPORATION LIMITED- Statement Showing Shareholding Pattern as on 31.03.2014

Table I(a)								
(I)	(II)	(III)	(IV)	(V)	As a percentage of (A+B) ¹	As a percentage of (A+B+C)	Number of shares	As a percentage (IX)= (VIII)/(IV)*100
(A)	Shareholding of Promoter and Promoter Group²							
1	Indian							
(a)	Individuals/ Hindu Undivided Family	4	6644010	6644010	22.15	22.15	0	0.00
(b)	Central Government/ State Government(s)	0	0	0	0.00	0.00	0	0.00
(c)	Bodies Corporate	2	983040	983040	3.28	3.28	0	0.00
(d)	Financial Institutions/ Banks	0	0	0	0.00	0.00	0	0.00
(e)	Any Others(Specify)	0	0	0	0.00	0.00	0	0.00
	Sub Total(A)(1)	6	7627050	7627050	25.42	25.42	0	0.00
2	Foreign							
a	Individuals (Non-Residents Individuals/ Foreign Individuals)	0	0	0	0.00	0.00	0	0.00
b	Bodies Corporate	0	0	0	0.00	0.00	0	0.00
c	Institutions	0	0	0	0.00	0.00	0	0.00
d	Qualified Foreign Investors	0	0	0	0.00	0.00	0	0.00
e	Any Others(Specify)	0	0	0	0.00	0.00	0	0.00
	Sub Total(A)(2)	0	0	0	0.00	0.00	0	0.00
	Total Shareholding of Promoter	6	7627050	7627050	25.42	25.42	0	0.00
(B)	Public shareholding							
1	Institutions							
(a)	Mutual Funds/ UTI	0	0	0	0.00	0.00	0	0.00
(b)	Financial Institutions /Banks	0	0	0	0.00	0.00	0	0.00
(c)	Central Government/ State Government(s)	0	0	0	0.00	0.00	0	0.00
(d)	Venture Capital Funds	0	0	0	0.00	0.00	0	0.00
(e)	Insurance Companies	0	0	0	0.00	0.00	0	0.00
(f)	Foreign Institutional Investors	0	0	0	0.00	0.00	0	0.00
(g)	Foreign Venture Capital Investors	0	0	0	0.00	0.00	0	0.00
(h)	Qualified Foreign Investors	0	0	0	0.00	0.00	0	0.00
(i)	Any Other (specify)	0	0	0	0.00	0.00	0	0.00
	Sub-Total (B)(1)	0	0	0	0.00	0.00	0	0.00
B 2	Non-institutions							
(a)	Bodies Corporate	81	11857353	11857353	39.52	39.52	0	0.00
(b)	Individuals							
I	Individuals -i. Individual shareholders holding nominal share capital up to Rs 1 lakh	235	789145	785145	2.63	2.63	0	0.00
II	ii. Individual shareholders holding nominal share capital in excess of Rs. 1 lakh.	134	7654105	7654105	25.51	25.51	0	0.00
(c)	Qualified Foreign Investors	0	0	0	0.00	0.00	0	0.00
(d)	Any Other (specify)							
(d-i)	Clearing Member	15	2072347	2072347	6.91	6.91	0	0.00
(d-ii)	OCB	0	0	0	0.00	0.00	0	0.00
(d-iii)	NRI	0	0	0	0.00	0.00	0	0.00
	Sub-Total (B)(2)	465	22372950	22368950	74.58	74.58	0	0.00
(B)	Total Public Shareholding (B)= (B)(1)+(B)(2)	465	22372950	22368950	74.58	74.58	0	0.00
	TOTAL (A)+(B)	471	30000000	29996000	100.00	100.00	0	0.00



(C)	Shares held by Custodians and against which Depository Receipts have been issued							
1	Promoter and Promoter Group	0	0	0	0	0.00	0	0.00
2	Public	0	0	0	0	0.00	0	0.00
	Sub-Total (C)	0	0	0	0	0	0	0.00
	GRAND TOTAL (A)+(B)+(C)	471	30000000	29996000	100.00	100.00	0	0.00

RW



Sr.No	Notes
1	The total holding of Innocent Infrastructure Pvt. Ltd., belonging to the promoter & promoter group category is 6,20,000 shares out of which 1,59,000 shares are with it's broker. Therefore the holding of Innocent Infrastructure Pvt. Ltd. is shown as 4,61,000 shares.
2	
3	
4	
5	
6	
7	
8	
9	

RML



(I)(b) Statement showing holding of securities (including shares, warrants, convertible securities) of persons belonging to the category "Promoter and Promoter Group"

(i)	(ii)	(iii)	(iv)	(v)	(vi)=(v)/(iii) %100	(vii)	(viii)	(ix)	(x)	(xi)	(xii)
1	Innocent Infrastructure Private Limited	461000	1.54	0	0.00	0.00	0	0.00	0	0.00	1.54
2	RavindraKumar Ruia	644000	2.15	0	0.00	0.00	0	0.00	0	0.00	2.15
3	Shailja R. Ruia	3000000	10.00	0	0.00	0.00	0	0.00	0	0.00	10.00
4	Rekha R. Ruia	3000000	10.00	0	0.00	0.00	0	0.00	0	0.00	10.00
5	Sushilkumar Ramjiwan Nevastia	10	0.00	0	0.00	0.00	0	0.00	0	0.00	0.00
6	RNR Trading Private Limited	522040	1.74	0	0.00	0.00	0	0.00	0	0.00	1.74
TOTAL		7627050	25.42	0	0.00	0.00	0	0.00	0	0.00	25.42


RNR



(I)(c)(i) Statement showing holding of securities (including shares, warrants, convertible securities) of persons belonging to the category "Public" and holding more than 1% of the total number of shares

Sl. No.	Name of the person	Number of shares	Percentage of shares	Number of shares	Percentage of shares	Number of shares	Percentage of shares	Number of shares	Percentage of shares
1	Astro Capital Markets Limited	406000	1.35	0	0.00	0	0.00	0.00	1.35
2	Asha Sanjay Shah	594557	1.98	0	0.00	0	0.00	0.00	1.98
3	Baba Bhootmath Nirman Pvt Ltd	538090	1.79	0	0.00	0	0.00	0.00	1.79
4	Dawnaday AV Securities Private Limited	722550	2.41	0	0.00	0	0.00	0.00	2.41
5	Emerging Capital Advisors Limited	366210	1.22	0	0.00	0	0.00	0.00	1.22
6	Graceunited Developers Private Limited	814870	2.72	0	0.00	0	0.00	0.00	2.72
7	Graceunited Real Estate Private Limited	999770	3.33	0	0.00	0	0.00	0.00	3.33
8	Guiness Securities Limited	698250	2.33	0	0.00	0	0.00	0.00	2.33
9	Indianivesh Securities Private Limited	309174	1.03	0	0.00	0	0.00	0.00	1.03
10	LGNC Limited	628133	2.09	0	0.00	0	0.00	0.00	2.09
11	M R Share Broking Pvt Ltd	444856	1.48	0	0.00	0	0.00	0.00	1.48
12	M/S Syamkamal Investments Ltd	443700	1.48	0	0.00	0	0.00	0.00	1.48
13	Manoj Jain(HUF)	732380	2.44	0	0.00	0	0.00	0.00	2.44
14	Mono Herbicides Ltd.	726100	2.42	0	0.00	0	0.00	0.00	2.42
15	Naresh Bolya	630700	2.10	0	0.00	0	0.00	0.00	2.10
16	Priteshkumar H Shah	383226	1.28	0	0.00	0	0.00	0.00	1.28
17	Somyaa Tradewings Pvt. Ltd.	379450	1.26	0	0.00	0	0.00	0.00	1.26
18	Sparkle Securities Solutions Private Limited	842209	2.81	0	0.00	0	0.00	0.00	2.81
19	Sparkline Mercantile Company Pvt Ltd	745500	2.49	0	0.00	0	0.00	0.00	2.49
TOTAL		11405725	38.02	0	0.00	0	0.00	0.00	38.02


RWZ



(I)(c)(ii) Statement showing holding of securities (including shares, warrants, convertible securities) of persons (together with PAC) belonging to the category "Public" and holding more than 5% of the total number of shares of the company

[REDACTED]	
1	NIL


RWZ



(I)(d) Statement showing details of locked-in shares

	NIL	0	0.00
	TOTAL	0	0.00

AK



(II)(a) Statement showing details of Depository Receipts (DRs)

Sr. No.	Name of the DR	Face Value	Market Value	Total
NIL				
TOTAL	0	0	0.00	

ANZ



(II)(b) Statement showing holding of Depository Receipts (DRs), where underlying shares held by "promoter/promoter group" are in excess of 1% of the total number of shares

[REDACTED]			
NIL			
TOTAL		0	0.00

RZ

